

Signify Classified - Internal
Cooper Lighting Solutions Photometric Lab
1121 Highway 74 South
Peachtree City, GA 30269



Scaled data based on original data using
LM-79-08 Approved Method: Electrical and Photometric Measurements of Solid-
State Lighting Products

Test Report Prepared for
Cooper Lighting Solutions
(formerly Eaton)

Brand: INVUE

Report Number: P869066

Luminaire Tested: **EMM2-HSN-SA3A-740-U-T4W-HSS**

Issue Date: 08/22/2024



Test Information

Test Method: LM-79-08
Report Number: P869066
Test Lab: INNOVATION CENTER(G3)
Issue Date: 08/22/2024
Manufacturer: COOPER LIGHTING SOLUTIONS (FORMERLY EATON)
Product Line: INVUE
Catalog Number: EMM2-HSN-SA3A-740-U-T4W-HSS
Description: EPIC MODERN SHORT HOUSING DISCRETE LED ARRAYS 130W 70CRI 4000K
FIXTURE w/ TYPE IV WIDE DISTRIBUTION OPTIC AND HOUSE SIDE SHIELD
Light Source: (30) 4000K CCT, 70 CRI LEDS
Ballast/Driver: ELECTRONIC DRIVER

Summary

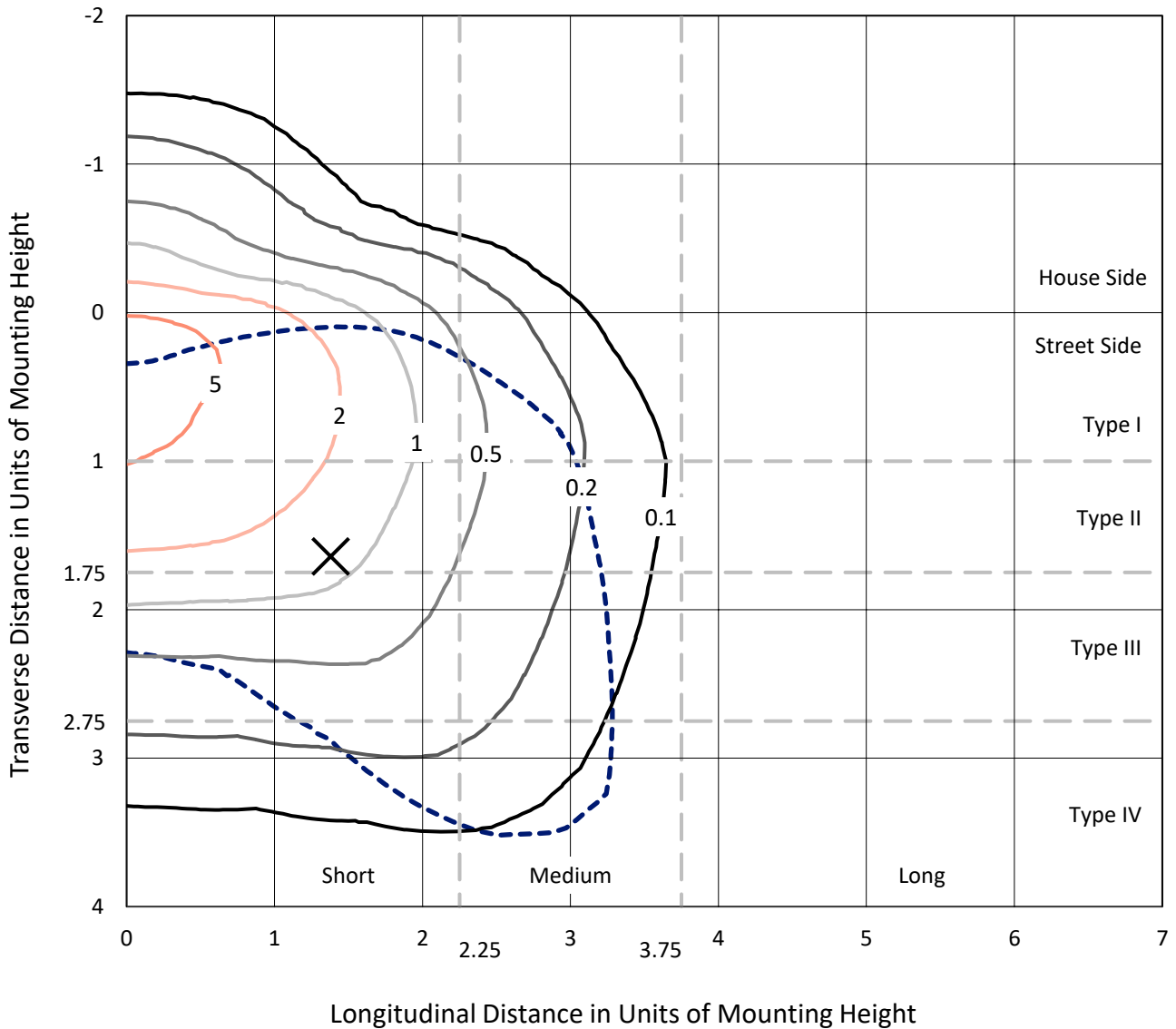
Lumens per Lamp: N/A
Luminaire Lumens: 11939.9 lumens
Efficiency: N/A
Efficacy: 105.7 lumens/watt
Luminous Opening: Rectangular (W 1' x L: 0.33' x H: 0')
IES Classification: Type IV - Short
BUG Rating: B1 - U0 - G2

Input Watts (W): 113
Input Voltage (V): 120
Input Current (A_{in}): NR
Voltage Rise (V): NR
Power Factor: 0.99
Total Harmonic Distortion (THDi): 7.77%
Frequency (hertz): 60
Stabilization Time: NR
Operation Time: NR
Ambient Temperature (°C): NR
Test Distance: 24 FT

REPORT NUMBER: P869066
 CATALOG NUMBER: EMM2-HSN-SA3A-740-U-T4W-HSS

Iso-Footcandle Lines of Horizontal Illumination

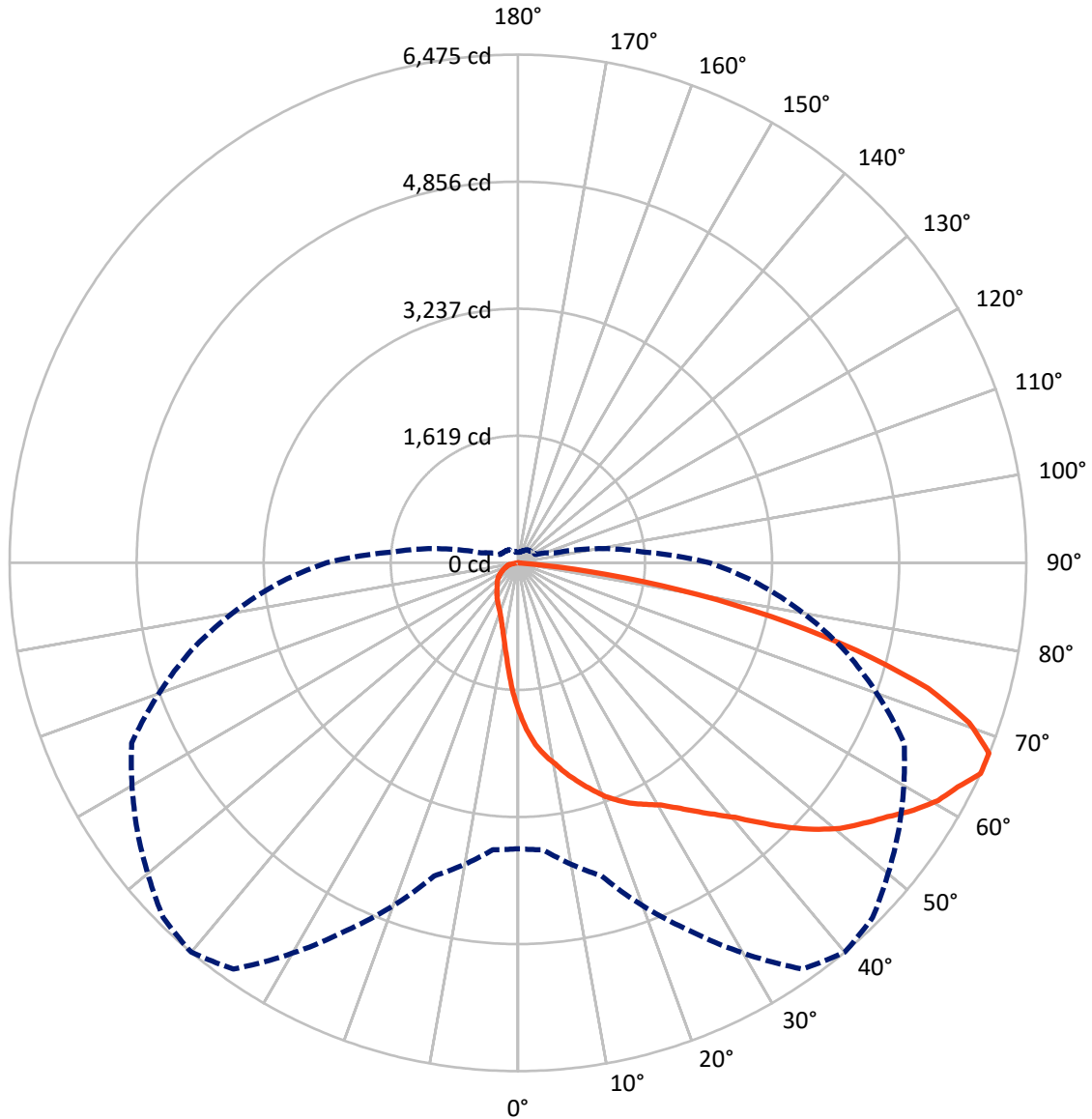
✕ Max cd
 - - - 1/2 Max cd



Based on 20 foot mounting height. Maximum calculated value = 6.9 fc
 Type IV - Short - N/A

REPORT NUMBER: P869066
CATALOG NUMBER: EMM2-HSN-SA3A-740-U-T4W-HSS

Luminous Intensity Polar Plot



— Vertical Plane Through 40-Deg Lateral - - - Horizontal Cone Through 65-Deg Vertical

REPORT NUMBER: P869066
 CATALOG NUMBER: EMM2-HSN-SA3A-740-U-T4W-HSS

FLUX DISTRIBUTION:

		Downward	Upward	Total
House Side	Lumens	1429.5	0.0	1429.5
	% Fixture	12.0	0.0	12.0
Street Side	Lumens	10510.4	0.0	10510.4
	% Fixture	88.0	0.0	88.0
Total	Lumens	11939.9	0.0	11939.9
	% Fixture	100.0	0.0	100.0

Coefficient of Utilization

ZONAL LUMENS:

Zone	Lumens	% Fixture
0°-10°	177.7	1.5
10°-20°	534.2	4.5
20°-30°	918.9	7.7
30°-40°	1389.1	11.6
40°-50°	2031.2	17.0
50°-60°	2594.3	21.7
60°-70°	2589.1	21.7
70°-80°	1518.3	12.7
80°-90°	187.0	1.6
90°-100°	0.0	0.0
100°-110°	0.0	0.0
110°-120°	0.0	0.0
120°-130°	0.0	0.0
130°-140°	0.0	0.0
140°-150°	0.0	0.0
150°-160°	0.0	0.0
160°-170°	0.0	0.0
170°-180°	0.0	0.0
0°-90°	11939.9	100.0
0°-180°	11939.9	100.0



REPORT NUMBER: P869066

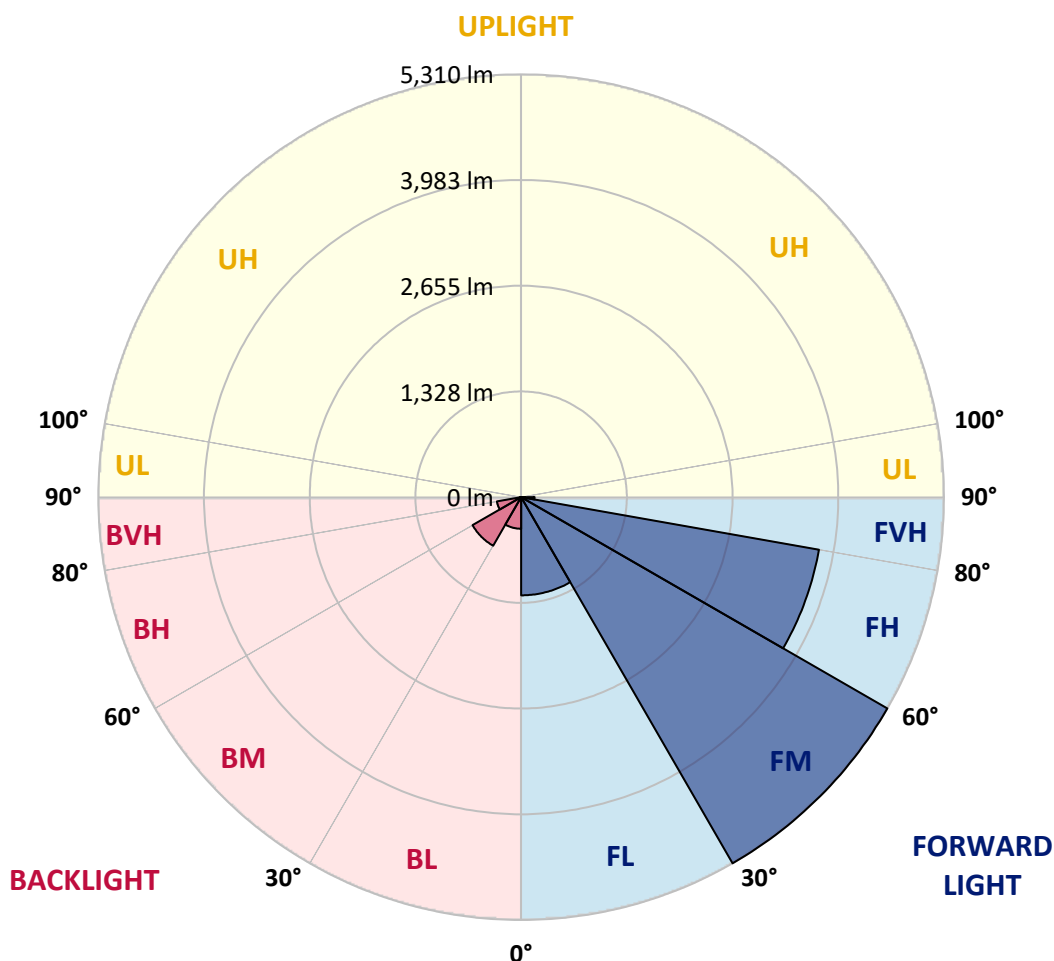
CATALOG NUMBER: EMM2-HSN-SA3A-740-U-T4W-HSS

LUMINAIRE CLASSIFICATION SYSTEM LUMEN TABLE AND BUG RATING:

Zone	Lumens	% Fixture	Zone Rating/Lumen Limit		
			B	U	G
FL (0°-30°)	1233.2	10.3			
FM (30°-60°)	5310.3	44.5			
FH (60°-80°)	3797.9	31.8			G2/5000
FVH (80°-90°)	169.0	1.4			G2/225
BL (0°-30°)	397.6	3.3	B1/500		
BM (30°-60°)	704.4	5.9	B1/1000		
BH (60°-80°)	309.5	2.6	B1/500		G1/500
BVH (80°-90°)	18.0	0.2			G1/100
UL (90°-100°)	0.0	0.0		U0/0	
UH (100°-180°)	0.0	0.0		U0/0	

BUG Rating: B1-U0-G2

Type IV Short





REPORT NUMBER: P869066

CATALOG NUMBER: EMM2-HSN-SA3A-740-U-T4W-HSS

CANDELA DISTRIBUTION (FULL):

	0°	5°	15°	25°	35°	40°	45°	55°	65°	75°	85°
0°	1897.9	1897.9	1897.9	1897.9	1897.9	1897.9	1897.9	1897.9	1897.9	1897.9	1897.9
2.5°	2214.3	2204.2	2184.0	2167.1	2143.6	2123.4	2103.2	2066.2	2019.1	1978.7	1928.2
5°	2433.0	2416.2	2402.7	2382.5	2342.1	2325.3	2311.8	2234.4	2153.7	2069.6	1958.5
7.5°	2587.8	2601.2	2574.3	2544.0	2493.6	2473.4	2453.2	2375.8	2274.8	2153.7	1995.5
10°	2766.1	2769.5	2735.9	2698.8	2645.0	2604.6	2577.7	2483.5	2372.4	2237.8	2035.9
12.5°	2937.8	2937.8	2917.6	2863.7	2793.1	2756.0	2708.9	2601.2	2466.6	2308.5	2083.0
15°	3075.7	3082.5	3065.6	3025.3	2947.9	2897.4	2850.3	2725.8	2554.1	2389.2	2120.0
17.5°	3200.2	3196.9	3186.8	3149.8	3075.7	3035.3	2988.2	2850.3	2655.1	2453.2	2177.2
20°	3284.4	3284.4	3281.0	3260.8	3207.0	3176.7	3119.5	2974.8	2766.1	2547.4	2237.8
22.5°	3348.3	3344.9	3344.9	3348.3	3318.0	3287.7	3264.2	3119.5	2880.6	2628.2	2298.4
25°	3402.1	3398.8	3408.9	3415.6	3402.1	3395.4	3368.5	3257.4	3021.9	2722.4	2359.0
27.5°	3472.8	3482.9	3479.5	3479.5	3476.2	3482.9	3479.5	3385.3	3159.9	2823.3	2422.9
30°	3583.9	3600.7	3590.6	3577.1	3577.1	3580.5	3597.3	3536.8	3321.4	2947.9	2493.6
32.5°	3843.0	3826.2	3755.5	3708.4	3715.1	3718.5	3735.3	3701.6	3482.9	3089.2	2567.6
35°	4139.1	4118.9	4041.5	3933.8	3896.8	3883.4	3880.0	3859.8	3657.9	3240.6	2655.1
37.5°	4522.7	4529.5	4415.1	4260.3	4149.2	4065.1	4048.3	4004.5	3809.3	3378.6	2745.9
40°	4913.1	4886.2	4788.6	4637.2	4418.4	4263.6	4213.1	4152.6	3981.0	3523.3	2833.4
42.5°	5290.0	5239.5	5111.6	4946.7	4691.0	4522.7	4408.3	4330.9	4139.1	3681.5	2917.6
45°	5781.3	5636.6	5407.8	5259.7	4940.0	4802.0	4697.7	4526.1	4327.6	3839.6	3018.5
47.5°	6168.3	5889.0	5680.3	5616.4	5199.1	5071.3	4977.0	4738.1	4519.4	4018.0	3122.8
50°	6097.6	5926.0	5875.5	5818.3	5394.3	5316.9	5229.4	4980.4	4714.5	4206.4	3223.8
52.5°	5915.9	5936.1	6000.0	5902.4	5565.9	5512.1	5454.9	5239.5	4909.7	4361.2	3314.7
55°	5771.2	5811.6	5983.2	5952.9	5771.2	5710.6	5670.2	5495.3	5098.2	4502.5	3392.1
57.5°	5508.7	5475.1	5690.4	6040.4	5989.9	5942.8	5902.4	5764.5	5290.0	4603.5	3442.5
60°	5094.8	4970.3	5259.7	5932.7	6141.4	6148.1	6124.5	5966.4	5444.8	4603.5	3415.6
62.5°	4512.6	4394.9	4751.6	5572.7	6222.1	6286.1	6272.6	6037.0	5512.1	4502.5	3311.3
65°	3641.1	3668.0	4129.0	5165.5	6316.4	6474.5	6390.4	5922.6	5428.0	4307.4	3075.7
67.5°	2907.5	2988.2	3402.1	4637.2	6272.6	6471.1	6353.4	5599.6	5067.9	4034.8	2715.7
70°	2295.0	2348.9	2692.1	3923.7	5889.0	6097.6	5949.6	5104.9	4458.8	3614.2	2258.0
72.5°	1793.6	1844.1	2136.9	3139.7	5222.7	5465.0	5279.9	4438.6	3698.3	3065.6	1793.6
75°	1362.9	1399.9	1618.6	2419.5	4159.3	4462.2	4327.6	3553.6	2887.3	2426.3	1373.0
77.5°	878.3	928.8	1174.4	1696.0	2937.8	3301.2	3318.0	2655.1	2076.3	1753.2	1009.5
80°	582.2	602.4	753.8	1103.8	1807.1	2089.7	2187.3	1793.6	1325.9	1117.2	726.9
82.5°	242.3	269.2	360.1	555.2	905.2	908.6	1039.8	757.2	538.4	474.5	306.2
85°	6.7	13.5	10.1	26.9	23.6	37.0	43.7	60.6	43.7	47.1	47.1
87.5°	0.0	0.0	3.4	3.4	6.7	6.7	6.7	6.7	6.7	10.1	6.7
90°	0.0	0.0	0.0	0.0	0.0	0.0	0.0	0.0	0.0	0.0	0.0



REPORT NUMBER: P869066

CATALOG NUMBER: EMM2-HSN-SA3A-740-U-T4W-HSS

CANDELA DISTRIBUTION (continued):

	90°	95°	105°	115°	125°	135°	145°	155°	165°	175°	180°
0°	1897.9	1897.9	1897.9	1897.9	1897.9	1897.9	1897.9	1897.9	1897.9	1897.9	1897.9
2.5°	1904.7	1874.4	1813.8	1766.7	1716.2	1679.2	1645.5	1608.5	1585.0	1588.3	1564.8
5°	1904.7	1847.5	1726.3	1618.6	1521.0	1450.4	1373.0	1312.4	1268.7	1261.9	1282.1
7.5°	1914.8	1820.5	1638.8	1477.3	1342.7	1231.6	1150.9	1090.3	1060.0	1039.8	1036.5
10°	1924.9	1800.3	1558.1	1352.8	1184.5	1063.4	992.7	925.4	891.8	888.4	878.3
12.5°	1931.6	1776.8	1484.0	1228.3	1053.3	938.9	868.2	814.4	787.4	787.4	784.1
15°	1955.1	1770.1	1406.6	1134.0	952.3	841.3	780.7	737.0	720.1	710.0	706.7
17.5°	1975.3	1756.6	1339.3	1039.8	861.5	763.9	706.7	676.4	659.6	652.8	649.5
20°	2005.6	1749.9	1275.4	962.4	794.2	699.9	656.2	629.3	619.2	612.5	612.5
22.5°	2035.9	1743.1	1211.4	895.1	737.0	652.8	612.5	588.9	578.8	575.4	572.1
25°	2072.9	1739.8	1157.6	837.9	686.5	615.8	578.8	558.6	545.2	538.4	538.4
27.5°	2109.9	1743.1	1103.8	780.7	642.7	582.2	545.2	521.6	511.5	498.0	501.4
30°	2160.4	1746.5	1060.0	733.6	605.7	548.5	514.9	484.6	471.1	464.4	464.4
32.5°	2210.9	1760.0	1016.3	689.9	568.7	521.6	481.2	454.3	437.5	434.1	430.7
35°	2264.7	1770.1	975.9	652.8	538.4	491.3	450.9	424.0	410.5	407.2	407.2
37.5°	2325.3	1786.9	945.6	619.2	508.1	461.0	424.0	397.1	387.0	383.6	383.6
40°	2389.2	1813.8	922.0	588.9	484.6	434.1	400.5	376.9	370.2	366.8	366.8
42.5°	2453.2	1837.4	901.9	565.3	461.0	410.5	383.6	360.1	350.0	350.0	350.0
45°	2513.8	1854.2	881.7	541.8	437.5	393.7	363.4	343.2	333.1	333.1	333.1
47.5°	2567.6	1871.0	851.4	518.2	413.9	370.2	346.6	326.4	316.3	316.3	316.3
50°	2624.8	1881.1	817.7	487.9	390.4	353.3	329.8	306.2	299.5	296.1	296.1
52.5°	2671.9	1881.1	774.0	457.7	363.4	329.8	309.6	289.4	279.3	272.6	272.6
55°	2705.6	1881.1	726.9	420.6	336.5	309.6	289.4	269.2	255.8	245.7	245.7
57.5°	2725.8	1871.0	673.0	376.9	309.6	282.7	269.2	245.7	218.7	198.5	191.8
60°	2708.9	1840.7	615.8	329.8	279.3	259.1	249.0	218.7	181.7	171.6	171.6
62.5°	2638.3	1770.1	558.6	289.4	255.8	235.6	225.5	191.8	164.9	154.8	154.8
65°	2439.7	1598.4	487.9	252.4	228.8	215.4	201.9	171.6	148.1	134.6	134.6
67.5°	2150.3	1379.7	407.2	222.1	205.3	195.2	185.1	154.8	131.2	117.8	117.8
70°	1743.1	1113.9	346.6	195.2	181.7	175.0	164.9	141.3	114.4	104.3	104.3
72.5°	1369.6	874.9	289.4	175.0	168.3	154.8	148.1	124.5	104.3	94.2	94.2
75°	1019.6	652.8	255.8	154.8	154.8	138.0	134.6	111.0	90.9	84.1	84.1
77.5°	750.4	484.6	222.1	134.6	134.6	121.1	114.4	97.6	84.1	77.4	77.4
80°	508.1	329.8	164.9	101.0	101.0	97.6	90.9	84.1	70.7	63.9	60.6
82.5°	215.4	138.0	80.8	50.5	47.1	37.0	30.3	23.6	23.6	20.2	20.2
85°	37.0	16.8	16.8	13.5	10.1	10.1	10.1	6.7	6.7	6.7	6.7
87.5°	6.7	6.7	6.7	6.7	6.7	6.7	3.4	3.4	3.4	3.4	3.4
90°	0.0	0.0	0.0	0.0	0.0	0.0	0.0	0.0	0.0	0.0	0.0

LM-79-2019: Approved Method: Electrical and Photometric Measurements of Solid-State Lighting Products

Report Prepared for

Cooper Lighting Solutions

Streetworks

Report Number: SP1-2407-157-5

Test Date: 08/07/2024

Luminaire Tested: MEM2-HTN-SA-40-740-U-5WQ-2

Data in this report applies to families of products including MEM2-HTN-SA-40-740-U-5WQ-2

Test Information

Test Method: LM-79-2019
 Report Number: SP1-2407-157-5
 Test Lab: COOPER LIGHTING SOLUTIONS
 Photometer: SP1 - 76IN SPHERE
 Measurement Geometry: 4π
 Issue Date: 08/20/2024
 Manufacturer: COOPER LIGHTING SOLUTIONS
 Product Line: Streetworks
 Catalog Number: **MEM2-HTN-SA-40-740-U-5WQ-2**
 Description: Epic Modern Light Square 40W 5WQ Optic and Flare Trim

Spectral Parameters

CCT (K): 3915
 CIE u': 0.2262
 CIE v': 0.5044
 Duv: 0.0010
 CIE x: 0.3850
 CIE y: 0.3816
 CIE z: 0.2334
 Peak Wavelength (nm): 449
 Dominant Wavelength (nm): 578
 Purity: 30.05482
 Rf: 73.2
 Rg: 93.9

CRI (Ra):	71.0		
R1:	67.6	R9:	-38.4
R2:	78.3	R10:	48.9
R3:	87.1	R11:	65.3
R4:	69.7	R12:	40.4
R5:	67.4	R13:	69.3
R6:	69.3	R14:	92.6
R7:	79.7	R15:	59.9
R8:	48.7		



Test Conditions

Stabilization Time: 21M
 Operation Time: 1H 21M
 Sphere Temperature (°C): 24.2

REPORT NUMBER: SP1-2407-157-5

Measurement and Test Equipment			
Instrument	Identification Number	Calibration Date	Calibration Due Date
Photometer	IN0058	6/18/2024	12/18/2024
Power Meter	INXT2011004	2/8/2024	2/8/2025
AC Power Source	IN0063	10/24/2023	10/24/2024
DC Power Source	IN0208	10/24/2023	10/24/2024
Sphere Thermometer	IN0085	10/24/2023	10/24/2024
Room Thermometer	IN0046	10/24/2023	10/24/2024

REPORT NUMBER: SP1-2407-157-5

CIE 1931 Chromaticity Diagram



CIE 1931 Chromaticity Diagram with 2017 ANSI 7-Step and 4-Step Quadrangles



Point lies inside the ANSI 4000K 4-step quadrangle

REPORT NUMBER: SP1-2407-157-5

Photopic Flux vs. Wavelength



Photopic Lumens: NR

λ (nm)	Power W [^] /nm	Lumens (ϕ /nm)	λ (nm)	Power W [^] /nm	Lumens (ϕ /nm)	λ (nm)	Power W [^] /nm	Lumens (ϕ /nm)	λ (nm)	Power W [^] /nm	Lumens (ϕ /nm)	λ (nm)	Power W [^] /nm	Lumens (ϕ /nm)
360	0	NR	490	112	NR	620	618	NR	750	15	NR	880	0	NR
365	0	NR	495	153	NR	625	563	NR	755	13	NR	885	0	NR
370	0	NR	500	216	NR	630	510	NR	760	11	NR	890	0	NR
375	0	NR	505	291	NR	635	456	NR	765	9	NR	895	0	NR
380	0	NR	510	366	NR	640	407	NR	770	8	NR	900	0	NR
385	0	NR	515	436	NR	645	359	NR	775	7	NR	905	0	NR
390	0	NR	520	492	NR	650	316	NR	780	6	NR	910	0	NR
395	2	NR	525	536	NR	655	277	NR	785	5	NR	915	0	NR
400	4	NR	530	567	NR	660	240	NR	790	4	NR	920	0	NR
405	7	NR	535	596	NR	665	208	NR	795	4	NR	925	0	NR
410	12	NR	540	619	NR	670	179	NR	800	3	NR	930	0	NR
415	25	NR	545	644	NR	675	154	NR	805	3	NR	935	0	NR
420	51	NR	550	671	NR	680	133	NR	810	3	NR	940	0	NR
425	100	NR	555	701	NR	685	114	NR	815	2	NR	945	0	NR
430	180	NR	560	735	NR	690	98	NR	820	2	NR	950	0	NR
435	315	NR	565	768	NR	695	83	NR	825	2	NR	955	0	NR
440	514	NR	570	798	NR	700	71	NR	830	1	NR	960	0	NR
445	828	NR	575	825	NR	705	61	NR	835	1	NR	965	0	NR
450	992	NR	580	843	NR	710	52	NR	840	1	NR	970	0	NR
455	652	NR	585	848	NR	715	44	NR	845	1	NR	975	0	NR
460	382	NR	590	844	NR	720	38	NR	850	1	NR	980	0	NR
465	282	NR	595	826	NR	725	32	NR	855	1	NR	985	0	NR
470	180	NR	600	800	NR	730	28	NR	860	1	NR	990	0	NR
475	119	NR	605	762	NR	735	24	NR	865	1	NR	995	0	NR
480	101	NR	610	719	NR	740	20	NR	870	1	NR	1000	0	NR
485	98	NR	615	669	NR	745	17	NR	875	0	NR			

REPORT NUMBER: SP1-2407-157-5

Scotopic Flux vs. Wavelength



Scotopic Lumens: NR

S/P: 1.49

λ (nm)	Power W [^] /nm	Lumens (φ/nm)	λ (nm)	Power W [^] /nm	Lumens (φ/nm)	λ (nm)	Power W [^] /nm	Lumens (φ/nm)	λ (nm)	Power W [^] /nm	Lumens (φ/nm)	λ (nm)	Power W [^] /nm	Lumens (φ/nm)
360	0	NR	490	112	NR	620	618	NR	750	15	NR	880	0	NR
365	0	NR	495	153	NR	625	563	NR	755	13	NR	885	0	NR
370	0	NR	500	216	NR	630	510	NR	760	11	NR	890	0	NR
375	0	NR	505	291	NR	635	456	NR	765	9	NR	895	0	NR
380	0	NR	510	366	NR	640	407	NR	770	8	NR	900	0	NR
385	0	NR	515	436	NR	645	359	NR	775	7	NR	905	0	NR
390	0	NR	520	492	NR	650	316	NR	780	6	NR	910	0	NR
395	2	NR	525	536	NR	655	277	NR	785	5	NR	915	0	NR
400	4	NR	530	567	NR	660	240	NR	790	4	NR	920	0	NR
405	7	NR	535	596	NR	665	208	NR	795	4	NR	925	0	NR
410	12	NR	540	619	NR	670	179	NR	800	3	NR	930	0	NR
415	25	NR	545	644	NR	675	154	NR	805	3	NR	935	0	NR
420	51	NR	550	671	NR	680	133	NR	810	3	NR	940	0	NR
425	100	NR	555	701	NR	685	114	NR	815	2	NR	945	0	NR
430	180	NR	560	735	NR	690	98	NR	820	2	NR	950	0	NR
435	315	NR	565	768	NR	695	83	NR	825	2	NR	955	0	NR
440	514	NR	570	798	NR	700	71	NR	830	1	NR	960	0	NR
445	828	NR	575	825	NR	705	61	NR	835	1	NR	965	0	NR
450	992	NR	580	843	NR	710	52	NR	840	1	NR	970	0	NR
455	652	NR	585	848	NR	715	44	NR	845	1	NR	975	0	NR
460	382	NR	590	844	NR	720	38	NR	850	1	NR	980	0	NR
465	282	NR	595	826	NR	725	32	NR	855	1	NR	985	0	NR
470	180	NR	600	800	NR	730	28	NR	860	1	NR	990	0	NR
475	119	NR	605	762	NR	735	24	NR	865	1	NR	995	0	NR
480	101	NR	610	719	NR	740	20	NR	870	1	NR	1000	0	NR
485	98	NR	615	669	NR	745	17	NR	875	0	NR			

REPORT NUMBER: SP1-2407-157-5

Melanopic Flux vs. Wavelength



Melanopic Lumens: NR

M/P: 2.88

λ (nm)	Power W [^] /nm	Lumens (φ/nm)	λ (nm)	Power W [^] /nm	Lumens (φ/nm)	λ (nm)	Power W [^] /nm	Lumens (φ/nm)	λ (nm)	Power W [^] /nm	Lumens (φ/nm)	λ (nm)	Power W [^] /nm	Lumens (φ/nm)
360	0	NR	490	112	NR	620	618	NR	750	15	NR	880	0	NR
365	0	NR	495	153	NR	625	563	NR	755	13	NR	885	0	NR
370	0	NR	500	216	NR	630	510	NR	760	11	NR	890	0	NR
375	0	NR	505	291	NR	635	456	NR	765	9	NR	895	0	NR
380	0	NR	510	366	NR	640	407	NR	770	8	NR	900	0	NR
385	0	NR	515	436	NR	645	359	NR	775	7	NR	905	0	NR
390	0	NR	520	492	NR	650	316	NR	780	6	NR	910	0	NR
395	2	NR	525	536	NR	655	277	NR	785	5	NR	915	0	NR
400	4	NR	530	567	NR	660	240	NR	790	4	NR	920	0	NR
405	7	NR	535	596	NR	665	208	NR	795	4	NR	925	0	NR
410	12	NR	540	619	NR	670	179	NR	800	3	NR	930	0	NR
415	25	NR	545	644	NR	675	154	NR	805	3	NR	935	0	NR
420	51	NR	550	671	NR	680	133	NR	810	3	NR	940	0	NR
425	100	NR	555	701	NR	685	114	NR	815	2	NR	945	0	NR
430	180	NR	560	735	NR	690	98	NR	820	2	NR	950	0	NR
435	315	NR	565	768	NR	695	83	NR	825	2	NR	955	0	NR
440	514	NR	570	798	NR	700	71	NR	830	1	NR	960	0	NR
445	828	NR	575	825	NR	705	61	NR	835	1	NR	965	0	NR
450	992	NR	580	843	NR	710	52	NR	840	1	NR	970	0	NR
455	652	NR	585	848	NR	715	44	NR	845	1	NR	975	0	NR
460	382	NR	590	844	NR	720	38	NR	850	1	NR	980	0	NR
465	282	NR	595	826	NR	725	32	NR	855	1	NR	985	0	NR
470	180	NR	600	800	NR	730	28	NR	860	1	NR	990	0	NR
475	119	NR	605	762	NR	735	24	NR	865	1	NR	995	0	NR
480	101	NR	610	719	NR	740	20	NR	870	1	NR	1000	0	NR
485	98	NR	615	669	NR	745	17	NR	875	0	NR			

Summary

$R_f = 73.2$
 $R_g = 93.9$
 $CIE R_a = 71.0$
 $R_g = -38.4$



Color Vector Graphics



Individual Sample Fidelity Index ($R_{f,i}$)

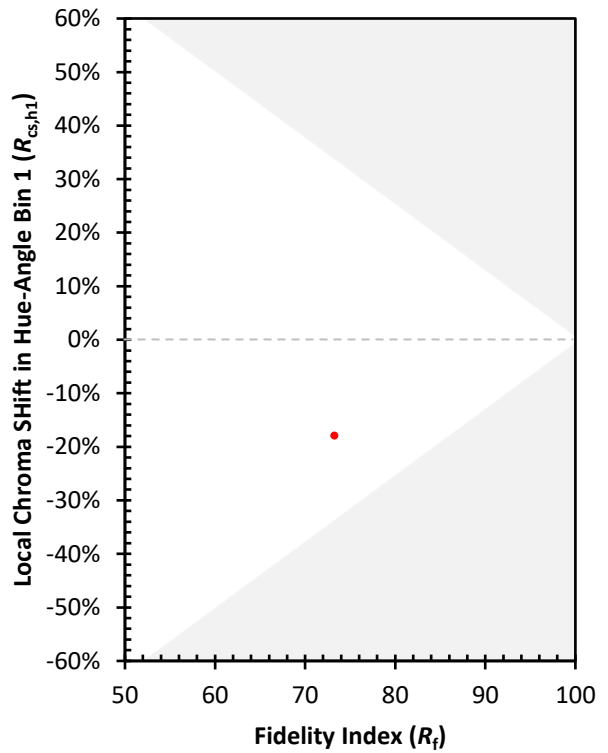
CES01 = 85	CES26 = 61	CES51 = 88	CES76 = 50
CES02 = 61	CES27 = 88	CES52 = 87	CES77 = 69
CES03 = 30	CES28 = 81	CES53 = 77	CES78 = 53
CES04 = 70	CES29 = 65	CES54 = 84	CES79 = 81
CES05 = 47	CES30 = 81	CES55 = 83	CES80 = 78
CES06 = 50	CES31 = 69	CES56 = 73	CES81 = 77
CES07 = 40	CES32 = 60	CES57 = 72	CES82 = 91
CES08 = 39	CES33 = 76	CES58 = 73	CES83 = 89
CES09 = 29	CES34 = 70	CES59 = 85	CES84 = 86
CES10 = 74	CES35 = 83	CES60 = 89	CES85 = 77
CES11 = 57	CES36 = 91	CES61 = 81	CES86 = 71
CES12 = 63	CES37 = 79	CES62 = 85	CES87 = 76
CES13 = 42	CES38 = 92	CES63 = 72	CES88 = 80
CES14 = 74	CES39 = 96	CES64 = 64	CES89 = 70
CES15 = 71	CES40 = 91	CES65 = 61	CES90 = 79
CES16 = 46	CES41 = 93	CES66 = 57	CES91 = 74
CES17 = 49	CES42 = 80	CES67 = 54	CES92 = 57
CES18 = 56	CES43 = 76	CES68 = 63	CES93 = 74
CES19 = 72	CES44 = 99	CES69 = 73	CES94 = 51
CES20 = 65	CES45 = 85	CES70 = 55	CES95 = 65
CES21 = 86	CES46 = 82	CES71 = 48	CES96 = 76
CES22 = 78	CES47 = 86	CES72 = 83	CES97 = 84
CES23 = 92	CES48 = 77	CES73 = 45	CES98 = 75
CES24 = 91	CES49 = 80	CES74 = 93	CES99 = 62
CES25 = 72	CES50 = 88	CES75 = 51	



Color Rendition by Hue-Angle Bin



Measure Comparisons



(END OF REPORT)